

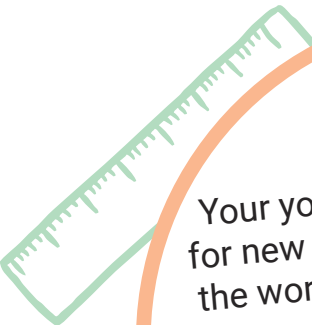
What Is This Guide?

What do we mean by early maths? In the Early Years Foundation Stage framework (known as EYFS), there are some expectations laid out for how children generally develop in their knowledge of numbers and general mathematics. This guide can help you understand what that development might look like for your child and how you can help them.


This guide breaks down the EYFS framework into sections and statements, providing you with simple explanations of what we call early maths and how it typically looks for this age group. Each area has ideas for supporting your child through fun and engaging activities, whether they are noticing shapes around them or are using number language in songs and play.

Rather than a list of must-do activities, you can dip in and out of these prompts and ideas based on your child's current interests and appropriate stage of development.


You can visit the **parent section** of the Twinkl site for even more resources to support your child in early maths, as well as all other areas of learning. Either search for keywords used in this guide or explore more in the Early Years section.




Your young child will be a sponge for new information, learning about the world around them and how to communicate what they see and experience. Numbers are a big part of that learning journey, as they will soon learn that counting and numbers relay meaning and aren't just words in a song.





At this age, using lots of counting during play time and throughout the day can introduce your child to numbers and how they can be applied.



Read this guide for practical ideas and advice on how you can further support your child within the different aspects of early maths at home.



In early years education, this section is called mathematics and, for 0 - 1 year olds, mostly involves recognising number words being spoken, such as in counting songs. In our section of Twinkl Parents, it's referred to as early maths, as children this age don't generally understand that numbers are added or taken away.



Children develop rapidly in their first five years, more so than any other period of their young life. Although these guides have been divided by age band, we recognise that all children develop at different rates; this guide should not be used as a tick list of exactly what your child should be able to do at this age, but rather as an indicator of what they may be working towards.

Early Maths in Play

In early years education, there are **prime** areas of learning that form a foundation for your child (especially in the first two years), then **specific** areas of learning that follow after. Mathematics is a specific area, meaning that, while it includes some fundamental skills to help in later life, they often develop after children have learnt to communicate, move around and make relationships. Early maths skills include counting, understanding shapes and developing an awareness of space and measure (e.g. sizes and time).

At 0 - 2 years old, your child may be working towards...

To support this, you could...

noticing changes in the number of objects/images or sounds in a group of up to 3.

narrate what's going on around your child and point out the amounts of objects or images (e.g. in books).

developing an awareness of number names through their enjoyment of action rhymes and songs.

sing counting songs regularly and involve your child in the actions, e.g. counting their fingers and toes.

understanding that things exist, even when out of sight.

talk regularly about things that have been put away or which your child won't have back for a while, e.g. 'your snack is in the kitchen' or 'teddy's on your bed'.

organising and categorising objects, e.g. putting all the teddy bears together or teddies and cars in separate piles.

provide boxes to contain toys and other items and encourage your child to tidy them away (perhaps with picture labels to help them sort).

recognising big things and small things in familiar contexts and settings.

use the language of size in your everyday communication and ask simple questions, e.g. 'can you make a big tower?'

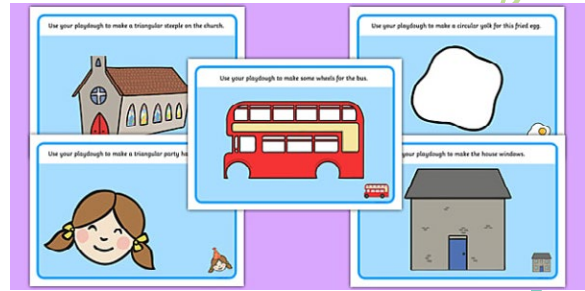


getting to know and enjoy daily routines, such as getting-up time, mealtimes, nappy time and bedtime.	keep consistent routines where possible and talk with your child about what will happen when; use a visual timetable, as appropriate.
saying some counting words randomly.	encourage and praise your child as they count, even if they're out of sequence; gently say the correct sequence or count the correct amount.
attempting, sometimes successfully, to fit shapes into spaces on simple jigsaw puzzles.	provide wooden puzzles with peg handles that are easier for your child to handle, helping them as they need.
using blocks to create their own simple structures and arrangements.	sit with your child during floor play time and model building with blocks.
selecting a small number of objects from a group when asked, e.g. "Please give me two."	give simple instructions and allow children waiting time to think and consider; gently correct where appropriate, e.g. "You've brought me two, thank you! Let's put one down. Now I have one."
reciting some number names in sequence.	model using counting words during everyday activities or play simple counting games such as stacking cups.
using the language of size and time, e.g. bigger, smaller, after, later.	narrate everyday objects and settings to your child so that they hear size and time language, e.g. "Wow, that bus is very big! We'll be riding on the bus later."

Early Maths in Play

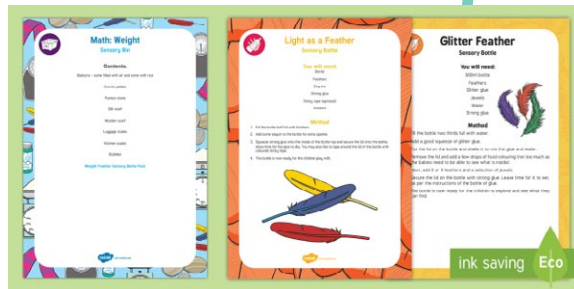


How is your little one progressing with early maths?



Shape-Themed Playdough Mats

Building blocks and bricks are a fantastic resource to help with early counting and measure. How many bricks are in your child's tower? How many bricks can they fit into a box?



Weight-Themed Sensory Bin

Your child will begin to learn more about time and the language that describes when things will happen; perhaps you could use images to show them what will happen before, now and later.

Have any moments stood out to you as a special memory?



Songs That Use Counting and Number

A blue-lined notebook page with a scalloped top edge. A green pencil icon is positioned to the left of the page. The page contains several horizontal lines for writing.

Journal nice moments
or record key
dates here:




Stick a photo of your child here:



A large green-bordered rectangular area for pasting a photo. A red star icon is located at the bottom left corner of this area.

Explore and Discover More



Twinkl Go! is a digital platform, hosting interactive content such as videos, games, audiobooks and more. Twinkl Go! enables digital content to be streamed to your computer or mobile device.



Twinkl Kids' TV is our wonderful YouTube channel dedicated to fun and informative video-style resources full of new and creative activities you can try at home!



Twinkl Originals are engaging stories written to inspire children from EYFS to KS2. Designed to encourage a love of reading and help curriculum-wide learning through accompanying resources.

